

mont®

SURFACES

Cincinnati Columbus Indianapolis Pittsburgh Detroit Grand Rapids Louisville Cleveland





*“Wellness through design is a movement...
a more tranquil approach to living!”*

mont[®]

“Creating an environment for our clients that exceeds their expectations and provides excellent customer experiences!”



Welcome to Mont!

Mont Surfaces is a wholesale supplier of fine surfaces. Our Design Centers and Surface Selection Warehouses feature hundreds of dazzling surface options in each of our 8 Divisions throughout the Midwest.

Our tremendous inventory includes colors and patterns ranging from simply traditional to lavishly exotic and exclusively rare and precious.

Founded over three decades ago, we know what it takes to bring you a top-notch customer experience. Our knowledgeable and courteous Customer Service Specialists have the expertise to guide you through the exciting material selection process. We communicate and coordinate all necessary information and serve as the liaison between you and your industry professionals as needed.

We are open to the public for walk-ins.

MontSurfaces.com

Table of Contents

1	Welcome to Mont
4-13	Design Trends and Mont Style
16-17	6 Easy Steps to make your surface selections
18-19	The Mont Experience
	Collections
20	Natural Stone
21	Mont Quartz
22	Porcelain
23	Quartzite
24	Marble
25	Precious Stone
26	Renovation Considerations and Mistakes
	Frequently Asked Questions
27-28	Natural Stone
29	Porcelain
30	Engineered Quartz
31	Precious Stone
32	Thank you

*“There are pieces
that furnish a home
and those that
define it.”*





Wine Room: Statuario Venetian Porcelain Panel
Island: Vostok Quartzite

Design Trends



- ◆ Timeless countertop design in natural stone or engineered quartz
- ◆ One-piece, full-height backsplash such as quartzite or porcelain panels
- ◆ A mix of natural elements such as wood flooring and marble-type countertops



Mont Style

Mont Quartz Prosperity

“Design is coming to grips with one's real lifestyle, one's real place in the world. Rooms should not be put together for show but to nourish one's well-being.”
- Albert Hadley

Design Trends



- ❖ Statement island with elegant waterfall edge
- ❖ Wall-to-wall, top-to-bottom, flat-panel cabinets for a modernistic appeal

A woman with voluminous, wavy red hair and striking blue eyes is shown in profile, looking back over her shoulder. She is wearing a light-colored, possibly silk, blouse. The background is a dark, textured surface with vertical cracks and veins, resembling a natural rock formation. The lighting is dramatic, highlighting her features against the dark background.

Mont Style

Quantum Quartzite

*“Color! What a deep and mysterious
language, the language of dreams.”
- Paul Gauguin*

Design Trends



- ◆ Porcelain Panel shower surround for a stylish and seamless appeal
- ◆ Pops of color utilizing local-maker furniture or accessories
- ◆ Rain shower head for luxurious comfort



Mont Style

Mont Porcelain Panel
Statuario Venetian

“Be faithful to your own taste, because nothing you really like is ever out of style.” - Billy Baldwin

Design Trends



- ◆ Energy efficiency including energy efficient windows
- ◆ Contemporary, sleek faucets for a modern edge
- ◆ Minimalist hardware on white kitchen cabinets



Mont Style

Taj Mahal Quartzite

*“Your home should tell the story
of who you are and be a collection
of what you love.” - Nate Berkus*

Design Trends



- ❖ Yards designed to be one cohesive space that integrate kitchens and living spaces
- ❖ Countertop materials that stand up to sun and rain
- ❖ Plenty of outdoor seating for entertainment




Mont Style

Exquisite Leather
Quartzite

*"Each color lives by its mysterious life."
- Wassily Kandinsky*

Welcome to Mont!



With our ever-changing inventory, Mont Surfaces offers you exotic and unique surface materials. We travel the world to ensure that your surface selection will be personal and timeless for your specific project.

Follow these 6 Easy Steps to make your surface selections



BRING
SAMPLES



CHECK
IN



BROWSE
HUNDREDS
OF OPTIONS

Surface Selection Terms:

Tagging Materials:

Reserves slabs in customer's name with no obligation to you.

Hold Policy:

Material reserved up to a maximum of 14 days.

Lot Numbers:

Material is individually identified by Lot and Slab numbers on the barcode sticker located on the side of the slab.

A-Z and 1-5 Categories:

Pricing Guidelines used by Mont to offer customers most-competitive (A) to exclusive (Z) pricing for Natural Stone and engineered quartz; and most-competitive (1) to exclusive (5) for porcelain. Please refer to your industry professional for actual pricing.



SELECT



HOLD



FINALIZE

Mont Safety and Policies

- ❖ Please remember that you are entering a working warehouse environment and caution should be used.
- ❖ Please do not attempt to move any slabs.
- ❖ We do not move slabs for viewing on Saturday, after 5 pm on Wednesday or those that are “on hold” for another customer.
- ❖ There are limitations to the number of selections that can be moved. Please see your Customer Service Specialist.
- ❖ We do not call the homeowner before "on hold" slabs are released. It is up to your industry professional to coordinate the delivery date and to send a purchase order to Mont before your 14 day hold period has expired.
- ❖ We notify your industry professional multiple times before your 14 day hold period has expired.
- ❖ We do not move slabs between Divisions for viewing.

The Mont Experience

Step 1: Bring Samples

We suggest you bring samples of your wall coverings, flooring, cabinetry and upholstery. This will help you identify the best stone for your project. Also, please bring your camera. Taking photos of your slab selections will assist you in your decision process.



Step 2: Check-in

As you enter Mont, you will be checked into our Surface Information Management System (SPS). This information allows us to properly identify and assist you in selecting the perfect surface for your project. After making your surface selection, your detailed information will be relayed to your industry trade professional. They, in turn, provide you with pricing and other specifics necessary to complete the fabrication and installation of your project.



Step 3: Tour our Facility


All of our state-of-the-art Design Centers and Surface Selection Warehouses boast the largest selection of materials showing finished surface applications. We highly recommend you browse our Design Center for inspiration and ideas.

Once you have toured the Design Center, you are ready to enter the Surface Selection Warehouse. Here you will begin reviewing surface varieties for your project. Our Surface Selection Warehouses are heated and lit to match natural daylight and designed to display our materials to make viewing as easy as possible. Mont Design Centers and Surface Selection Warehouses offer you the opportunity to view applications and slabs with varying colors, designs and hues.



Step 4: Safety Policy

While visiting Mont, your safety is of utmost importance to us. We thank you in advance for your understanding of our policy as we want to ensure the safety of all our visitors.



- ❖ Children 12 and under are not permitted in our working warehouse at any time and should not be left unattended in the Design Center.
- ❖ Mont warehouses are set up to ensure that slabs are securely displayed. Only trained personnel are permitted to move the slabs. Please do not attempt to move any slabs.
- ❖ Please remember that you are entering a working warehouse environment and caution should be used.
- ❖ We do not permit firearms or pets (with the exception of service animals with proper documentation) in our facilities.

Step 5: Selection Process

The next step is very exciting as you begin the selection process to find the unique surface that will be perfect for your project. Enter the Mont Surface Selection Warehouse and take in the view of hundreds of full-size slab varieties. Take a moment to consider

your lifestyle. Ask yourself if you would prefer natural stone, engineered quartz, porcelain or precious stone. Decide on neutral or bright color tones. Knowing your preference will help make your decision process easier. Mont keeps an ever-changing inventory, allowing you the largest selection where you can hand select surface slabs for your project. Slab surfaces are easily identified by marked locations on frames and material signs.



The Mont Experience

Step 6: Decision Process



After viewing our extensive inventory, you may feel overwhelmed and find it difficult to make a final decision. Our highly knowledgeable Customer Specialist team recognizes that you have entrusted Mont to assist you. We are here to help you through the process in every way possible. Many visitors come back to our facility several times before making their final selection.

Once your decision is made, please note the following:

- ❖ We do not move slabs for viewing that are “on hold” for another customer.
- ❖ There are limitations to the number of selections that can be moved. Please see your Customer Service Specialist.
- ❖ We do not call the homeowner before “on hold” slabs are released. It is up to your industry professional to coordinate the delivery date and to send a purchase order to Mont before your 14 day hold period has expired.
- ❖ Slabs are placed on hold for a maximum of 14 days.
- ❖ Your industry trade professional is notified of your selections.
- ❖ Upon receiving a purchase order from your industry trade contact, Mont will deliver your selected materials for fabrication to your chosen contractor.
- ❖ If for some reason the 14-day time period is close to expiration, your trade professional will be contacted prior to the slabs being removed from hold and returned to our inventory for sale to other visitors.
- ❖ When you have confirmed your material selection, we highly recommend you follow up with your industry professional to order and take delivery of the selected materials before the 14-day time period elapses. This ensures that you will receive the slabs you have hand-selected.

Step 7: Finalize Project



- ❖ All materials are listed under pricing categories (A to Z for natural stone, engineered quartz and precious stone or 1 to 5 for porcelain) which are for your industry professional's reference. Your industry professional will offer pricing to you on each of your material selections. This pricing is based upon your specific project, and Mont does not address pricing of materials. We are strictly a raw material surface supplier.
- ❖ All questions should be directed to your Customer Service Specialist or online to info@montsurfaces.com
- ❖ Questions about fabrication, installation and layout of your project should be addressed directly with your fabricator.

See our Live Inventory at
[MontSurfaces.com](https://www.MontSurfaces.com)



Natural Stone Collection



◆ Granite ◆ Marble ◆ Quartzite ◆ Soapstone ◆ Dolomite ◆ Natural Quartz ◆ Onyx ◆

Natural stone is a unique work of art in your home. The durability of granite, quartzite and natural quartz is ideal for heavily used surfaces. Available in every color imaginable, these natural stones have become popular on the market.

Mont Quartz Collection




Unique in its brilliancy, depth, movement, color and clarity, Mont Quartz has been custom designed to appeal to a wide array of contemporary styles and is offered in many unique patterns. It is also an exceptional product for bathroom vanities and laundry room counters.

Porcelain Collection



Porcelain offers a large selection of stunning surface designs. Incorporating the latest technology, this manmade surface material is non-porous, scratch/stain/heat resistant and maintenance free. It is ideal for backsplash, countertop, shower surround, flooring, wall cladding, fireplace surround and outdoor kitchen applications. Porcelain allows for large, seamless application and continuity between indoor and outdoor uses.

Quartzite Collection



Quartzite brings elegance, versatility and resilience to your home. It is ideal for bathroom vanities, kitchen countertops and islands, fireplace surrounds and wall cladding.

Marble Collection



Ease of care, beauty and elegance make marble a top choice for homeowners. It is ideal for bathrooms, wall cladding, fireplace surrounds, vanity tops and shower walls.



Precious Stone Collection

The Precious Stone Collection sets the standard for the most advanced technologies and craftsmanship in natural stone. This breathtaking Collection – containing hand-selected agates, amethyst, petrified woods and other precious stones bound in resin – is unrivaled in its artful beauty and exquisite quality. Your imagination will be ignited by its beauty and magnificence.

Renovation Considerations and Mistakes

10 things to consider for kitchen renovation

- ❖ Develop a budget based on the most expensive purchases which will include countertops, cabinetry, appliances, flooring (if replacing) and general labor.
- ❖ Educate yourself on the differences in “stock” cabinets versus “semi-custom” cabinets.
- ❖ Learn about the upcoming lighting changes and regulations from a qualified lighting designer or licensed electrician (i.e. new lighting options using energy-efficient LED’s).
- ❖ Stone, porcelain, engineered quartz and precious stone surfaces have become very popular so investigate the newest selections.
- ❖ Learn from a professional kitchen designer what re-designing the layout of your kitchen could look like (upgrading materials become a better investment if your space is functional and has a fresh, updated look).
- ❖ Don’t forget to consider how you’d like people to be seated in your kitchen, since kitchens have become the new “living room.”
- ❖ Learn about your indoor air quality when renovating this area of your home. Research ventilation and air exchange.
- ❖ If you are remodeling “in phases,” consult with professionals as to what makes the most sense in replacement items so that unnecessary labor is not repeated.
- ❖ Learn about the very latest in all products for the kitchen; be interested in how products can SOLVE your problems, not create more!
- ❖ Keep records of what interests you in kitchen design...from the Houzz website to local home shows, including tagging all those “inspiration pics” in magazines. This can help you move your project along in making your dream kitchen a reality.



6 Top Remodeling Mistakes for the Kitchen & Bath

- ❖ Ignoring traffic patterns.
- ❖ Not updating lights. Consider LED lighting.
- ❖ New countertops on old cabinets. Replace cabinets with current style and color at the same time.
- ❖ Remodeling in the wrong order. Look at the total package even if the purchases are in the future.
- ❖ Not venting properly in the kitchen and bath areas.
- ❖ Unrealistic budget. Unless homeowners are willing to do much of the labor themselves, their budget should reflect qualified trade labor wages. Stone counter surfaces, cabinetry and appliances differ widely in costs. Do your research.

Reprinted with permission from Natural Stone Institute, Vol. 3 No. 2

Frequently asked Questions - Natural Stone

Q. How do I choose the type of stone that's best for my project?

A. Each natural stone has unique characteristics and maintenance requirements. It depends on your lifestyle and the application of the material, as some types of stone may be more suitable than others.

Q. Can granite scratch?

A. It is always possible to scratch a surface, even a diamond, if it is subjected to sufficient force. However, granite is an extremely hard surface and will not scratch under normal use.

Q. Why is one particular color of natural stone more expensive than another?

A. The price of natural stone is based on its availability – the lesser the supply the higher the cost. The color, availability and movement of the stone determine the price.

Q. Are stones from certain countries considered better than others?

A. Natural stone is produced by nature the same way regardless of geographic origin. The finishing and manufacturing process reveals the remarkable beauty of natural stone.

Q. Is it better to get a lighter color than a darker color?

A. The color and shade is strictly a matter of taste and what best suits your lifestyle. Dark and light colors are comparable in quality.

Q. Isn't natural stone expensive?

A. As quarry and manufacturing technologies improve, the cost of natural stone has become more affordable and is comparable to other solid surface materials. Marble and granite, in particular, have reduced in price in recent years. Natural stone is durable and maintains its value in the long term.

Q. Are more expensive stones better?

A. The price of stone depends on the capacity of the quarry and its production volume. The higher the production, the less expensive the price.

Q. Why should I choose natural stone for my house?

A. Natural stone is unique and creates a one-of-a-kind environment in your home. Natural stone dramatically transforms any room or outdoor space. Its natural beauty and durability make it an excellent investment.

Q. Where in my house can I use natural stone?

A. Almost anywhere from flooring, kitchen countertops and backsplashes, bathrooms, vanity tops, shower enclosures, tub surrounds, wall cladding, pools, patios, fireplaces and outdoor living spaces. Natural stone can be cut-to-size for almost any space inside or outside your home.

Q. Can granite stain?

A. About 90% of all our granites are resin treated at the quarry. As added protection from staining, the granite surface should be sealed. Most stains that do occur in granite can be removed. Please check with your industry professional for more information.

Q. Will granite chip or crack?

A. While granite is one of the most durable surfaces no material is indestructible. You should not drop very heavy, hard objects onto your countertop, and although it may seem obvious, you shouldn't stand on granite countertops either.

Frequently asked Questions - Natural Stone

Q. Will I see the seams in my countertop?

- A.** Dependent upon the size of your project layout, there will be seams if the specific slab selected is smaller than your countertop length or width.

Q. Can I cut on my granite countertop?

- A.** Yes, however, you will quickly dull your knives. On the MOH (measure of hardness) scale, a diamond receives the highest ranking of 10, granite scores between 6-9 and a stainless steel kitchen knife ranks at 5.5.

Q. Can I place hot pots on my granite countertop?

- A.** While granite can withstand heat, the use of trivets or mats is recommended.

Q. Can I use marble for my kitchen countertop?

- A.** Although it can be sealed, marble is much more porous than granite making it susceptible to staining in heavy use areas such as kitchens. Marble is much softer than granite, increasing the likelihood of scratching and chipping under frequent use. Further, the mineral composition of marble can react with certain acidic products like citrus juice, red wine and vinegar causing the polished finish to etch.

Q. Is granite a hygienic surface?

- A.** Bacteria require several things in order to thrive and grow: oxygen, sunlight, water, nutrients and a substrate on which to form. The minerals found in granite are toxic to most bacteria. As a result, granite is not a habitable environment for bacteria to live and grow. The Natural Stone Institute of America has conducted independent research on bacteria growth on all countertop materials. Granite ranked first in cleanability and was second only to stainless steel in inhibiting bacteria growth.

Q. Should I be concerned about radon in my stone countertops?

- A.** No. None of the research studies of granite countertops has ever identified a single stone that possess any significant health threat. There have been numerous and extensive scientific studies conducted, many funded and supervised by the U.S. government, that confirm there is no meaningful risk. Visit: naturalstoneinstitute.org for the latest information and studies on radon.

Frequently asked Questions - Porcelain

Q. What is the benefit of porcelain?

- A.** Mont porcelain has color consistency that is through the body not just on the surface. Our porcelain is fade, stain and scratch resistant. Because porcelain can withstand high levels of heat, it is a valuable choice for countertops and fireplaces. Maintenance is simple with mild detergent and clean water.

Q. Is porcelain stain resistant?

- A.** Yes and can easily be cleaned with a mild cleanser and damp cloth or sponge.

Q. Can porcelain be used in an exterior application?

- A.** Yes. Mont porcelain is rated frost-proof and can be used for exterior applications. Our porcelain is pressed under higher pressure and fired at higher temperatures than ceramic. This gives our porcelain an absorption rate of 0.5% or less making it suitable for outdoor applications.

Q. What is the difference between glazed and full-body porcelain surfaces?

- A.** Mont full-body porcelain does not show wear because its color is absorbed through the screening process, making it ideal for commercial applications unlike other glazed surfaces which are coated with a liquid glass and then baked into just the surface of the clay.

Q. What is color-body porcelain?

- A.** Mont features color-body porcelain meaning the color is absorbed through the screening process.

Q. Can I install porcelain on a wood sub floor?

- A.** Yes. A concrete board underlayment should be installed over your wood sub floor prior to the porcelain installation. This will provide the rigidity needed to minimize floor movement so your installation remains stable.

Q. Does using a larger porcelain piece make a room appear larger?

- A.** Yes. Using large porcelain pieces gives any size room a larger feel.

Q. What's the difference between ceramic and porcelain?

- A.** Mont porcelain is made from porcelain clay and fired at a very high temperature, which makes the material stronger and more chip resistant than ceramic. Our porcelain has a water absorption rate of less than 0.5%.

Q. What is a large format porcelain?

- A.** Large format porcelain comes in various thicknesses, 6mm, 12mm or 2cm and can be found in panel or full-slab form. Panels are approximately 8' x 4' in size. Slabs vary from 118" to 126" wide and approximately 60" high.

Q. For what applications is large format porcelain suitable?

- A.** Large format porcelain is suitable for tub and shower surrounds, backsplashes, flooring, fireplace surrounds, countertops, vertical applications and outdoor living spaces.

Frequently asked Questions - Engineered Quartz

Q. What does “low maintenance” mean?

- A.** Non-porous by nature, cleaning engineered quartz with mild detergent and water on a regular basis is sufficient to maintain its beauty and shine.

Q. Is it safe to prepare food on an engineered quartz surface?

- A.** When the countertop is properly maintained, the surface is good for cooking and preparing food. Any residue should be removed immediately with mild soap and water. Please refer to the Care and Maintenance Guide at MontSurfaces.com for more information.

Q. Is engineered quartz heat, scratch and stain resistant?

- A.** Engineered quartz is resistant to heat, scratching and stains. However, exposure to “excessive” heat may damage the surface. We recommend the use of a trivet as protection from heated cookware (such as hot pots, skillets, crock pots and electric grills). Additionally, do not cut directly on the surface and remove any residue immediately with mild soap and water.

Q. How durable is the engineered quartz surface? Can I use a knife to cut directly on it?

- A.** Due to its natural quartz content, engineered quartz is extremely durable and scratch resistant, but no countertop material is entirely scratch proof. Therefore, you should always use a cutting board and avoid cutting directly on the surface.

Q. Do I need to seal the countertop regularly?

- A.** While sealing isn't required, we do suggest you check with your industry professional regarding a sealer that can be used on engineered quartz for added protection.

Q. What is engineered quartz surface?

- A.** An engineered quartz surface combines natural quartz, one of the hardest minerals found in nature, with technologically advanced polymers. The result is a highly durable, highly functional, beautifully designed surface material with enough versatility to transform the look and feel of any home or business.

Q. Can engineered quartz be used for exterior applications?

- A.** The polyester resins are not completely UV stable and engineered stone should not be used in outdoor applications. Continuous exposure to UV can cause discoloration of the surface and breakdown of the resin binder.

Frequently asked Questions - Precious Stone

Q. What is Precious Stone?

- A.** Precious Stone surfaces are made from natural, hand-select semi-precious stones bound with resin to create a dazzling solid surface.

Q. Where can Precious Stone be used?

- A.** Precious Stone surfaces are ideal for countertops, wall cladding, tub and shower surrounds and even columns.

Q. Where do Precious Stone materials come from?

- A.** Semi-precious stones are selected for quality and brilliance in various parts of the world and cut into small pieces and placed in special resins to form full slabs of unique beauty.

Q. What do I need to do to maintain my Precious Stone surface?

- A.** Everyday care is similar to that of engineered quartz. The maintenance is simple and the product does not require sealants or waxes. On a routine basis, wipe the surface with a clean, soft cloth or sponge with a mild, non-abrasive detergent. Rinse with clean water and dry with a soft cloth or paper towel to prevent spotting.

Q. Will Precious Stone scratch?

- A.** Precious Stone is highly resistant to scratching. However, to avoid damage, refrain from using knives, and other sharp objects directly on the surface. Never cut or chop directly on the surface. Always use a cutting/chopping board when preparing foods.

Q. What colors of Precious Stone are available?

- A.** Mont Precious Stone is currently offered in many unique styles. Precious stone slabs present a myriad of styles and unique colors that enable you to decorate your home and commercial spaces.

Q. Can I get a custom color made?

- A.** Custom colors are typically only available for large scale commercial orders. Custom colors are made only for jobs requiring 50 slabs or more.

Thank you...

We appreciate your interest in Mont Surfaces. Our Design Centers and Surface Selection Warehouses are open to the General Public, and our courteous and knowledgeable associates are always happy to assist you. Please visit us online at MontSurfaces.com for continuous updates, Live Inventory, tips and new product information.



Proud Partner to:



Mont Surfaces is an active member of the industry's most respected trade associations.



MontSurfaces.com



VISION DISCOVERY BLISS

Shop over 400 unique surface varieties that can reflect your distinctive taste and define your individual style.

✦ Visit Now | Open to the Public

✦ [MontSurfaces.com](https://montsurfaces.com)



Alexandrite Quartzite



**Corporate Office
Cleveland, OH**
6130 Cochran Road
Solon, OH 44139
440.287.0101

Cincinnati, OH
4438 Muhlhauser Road,
Suite 500
West Chester, OH 45011
513.860.3125

Columbus, OH
2365 Setterlin Drive
Columbus, OH 43228
614.876.6677

Pittsburgh, PA
302 West Steuben Street
Pittsburgh, PA 15205
412.921.6740

Detroit, MI
24492 Indoplex Circle
Farmington Hills, MI 48335
248.478.9000

Grand Rapids, MI
919 W. River Center Drive NE
Comstock Park, MI 49321
616.647.0700

Indianapolis, IN
5945 W. 84th Street, Suite A
Indianapolis, IN 46278
317.875.5800

Louisville, KY
4601 Allmond Avenue
Suite 102
Louisville, KY 40209
502.375.1234

GRANITE MARBLE QUARTZITE NATURAL QUARTZ SOAPSTONE DOLOMITE ONYX TRAVERTINE ENGINEERED QUARTZ PORCELAIN PRECIOUS STONE



MontSurfaces.com

Fusion Quartzite